

VIP Platform Manual

Version 21.01

Module:
Login Panels



Sagacious IP

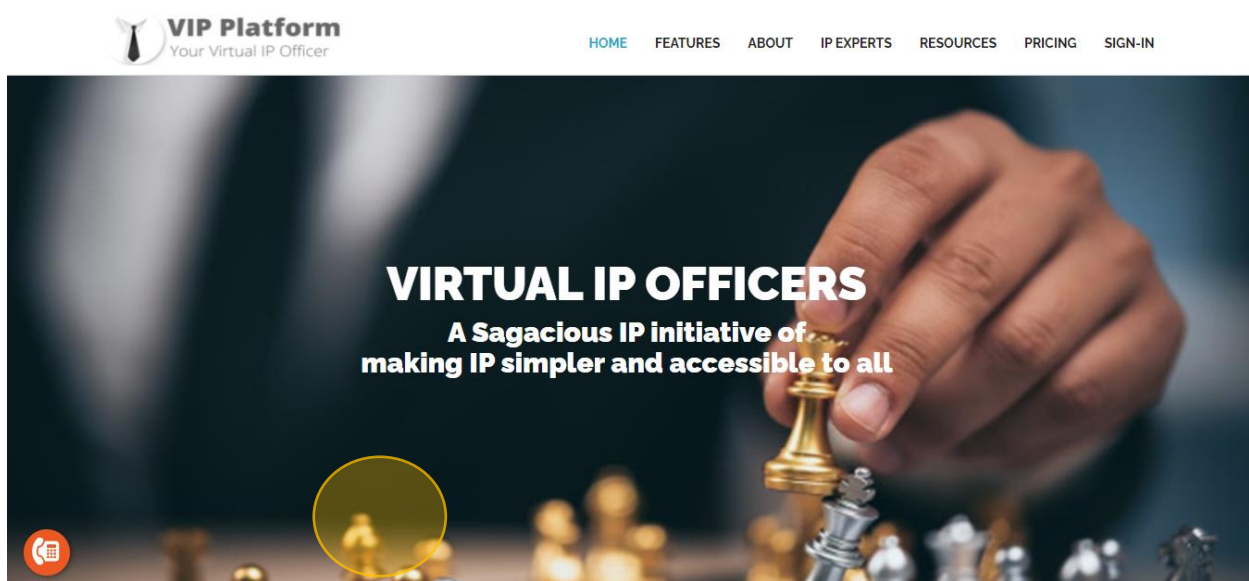
Sagacious Research Pvt. Ltd.

2021-22

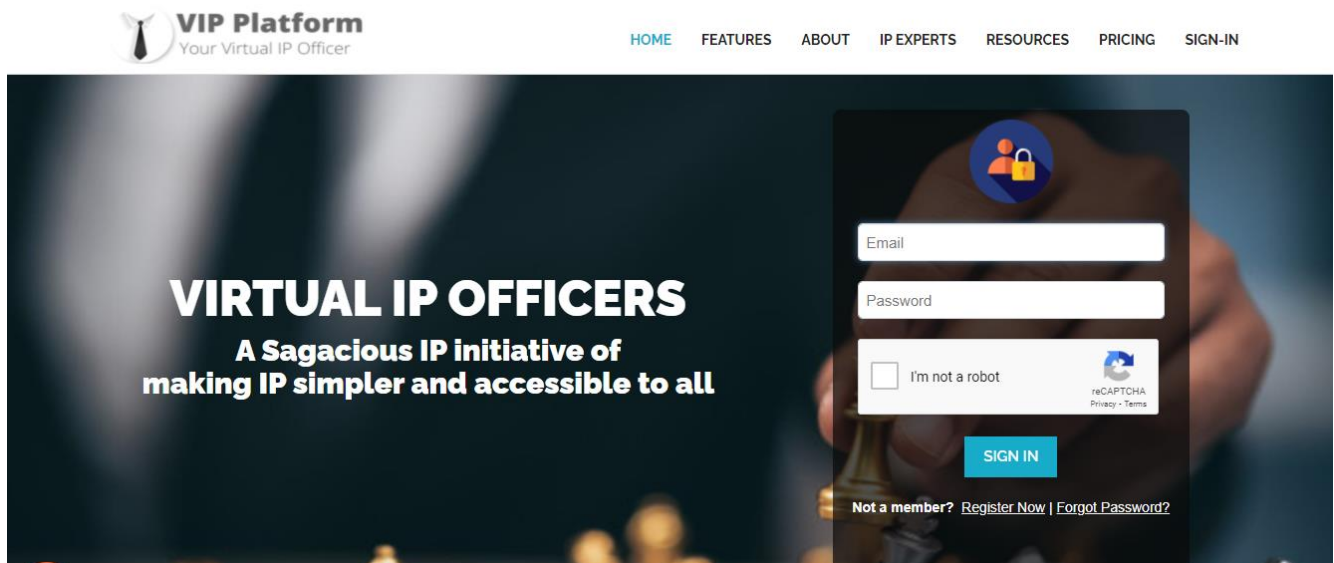


How to login to your account?

Step 1: Click on the link <https://vip.sagaciousiptech.com/> to open VIP Home page.

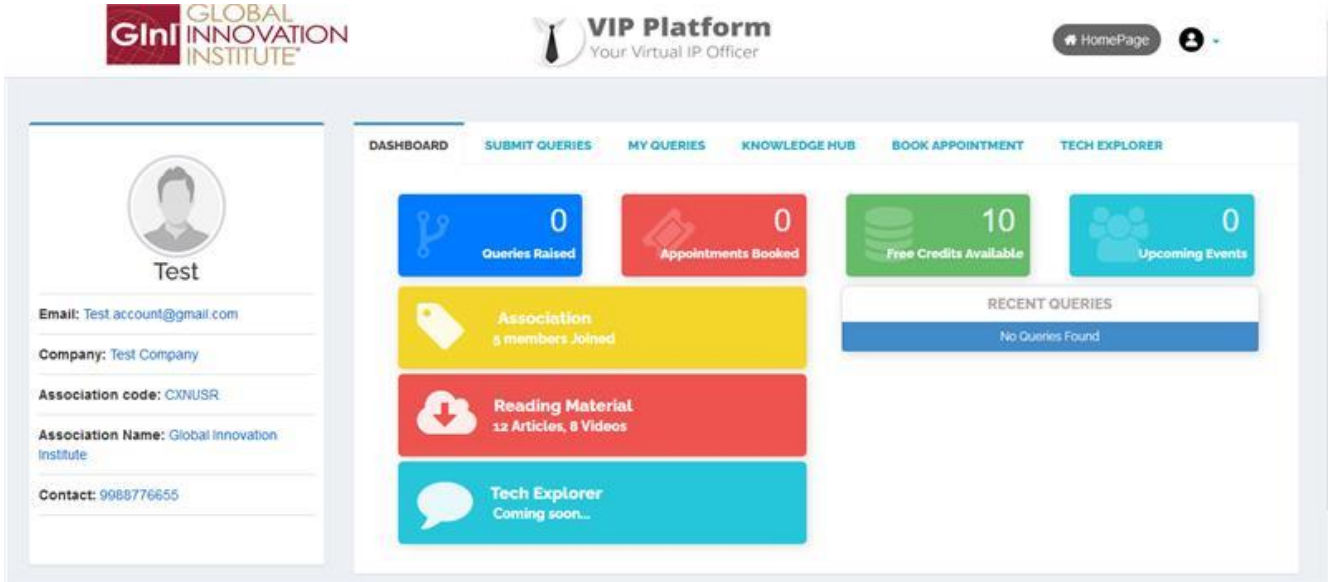


Step 2: Click on the Sign In (top right corner in the menu bar) and a sign-in form will appear on the screen. Provide your credentials to log-in the platform.

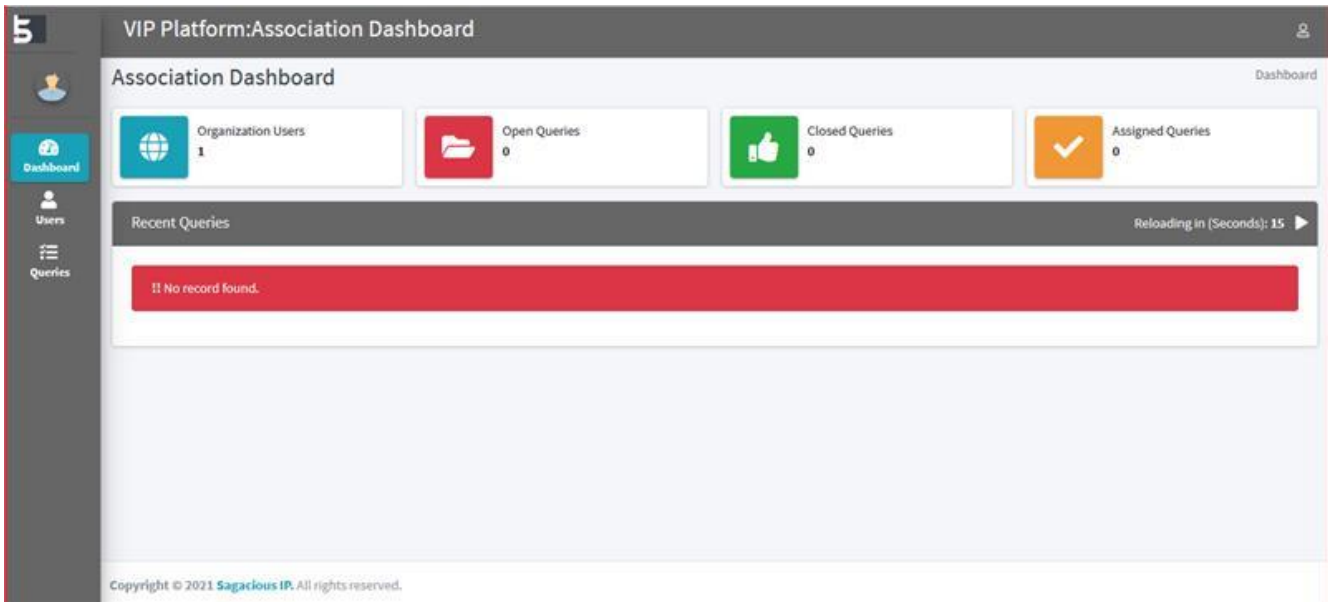


Step 3: Once Logged-in, you will be redirected to your dashboard.

Dashboard for Member Users:



Dashboard for Association Admin Users:



Different Features for Organization Member Users:

A. Submit Queries


The screenshot shows the 'Submit your query' page on the VIP Platform. The header includes the logo 'VIP Platform Your Virtual IP Officer', a 'HomePage' button, and a user profile icon. The navigation menu contains 'DASHBOARD', 'SUBMIT QUERIES', 'MY QUERIES', 'KNOWLEDGE HUB', 'BOOK APPOINTMENT', and 'TECH EXPLORER'. The left sidebar displays user information: 'Test' (profile picture), 'Email: Test.account@gmail.com', 'Company: Test Company', 'Association code: CXNUSR', 'Association Name: Global Innovation Institute', and 'Contact: 9988776655'. A 'Toll Free (India)' button is also present. The main form area is titled 'Submit your query' and contains the following fields: 'Please check your industry for better resolution of your query *' with an 'Add New' button and a 'Select Industry' dropdown; 'Select query type*' with a 'Select query type' dropdown; 'What is your query about *' with a 'Select a query' dropdown; 'To track your query, please give a short title *' with a text input field; and 'Upload File (If you have any)' with a 'Choose file' button and the text 'No file chosen'. At the bottom of the form are 'Submit' and 'Reset' buttons.

B. Manage Queries

The screenshot shows the 'My Queries' page on the VIP Platform. The navigation menu is the same as in the previous screenshot, but 'MY QUERIES' is highlighted. The main content area is a light red box with the text 'No record found!'.


C. Book Appointments

DASHBOARD
SUBMIT QUERIES
MY QUERIES
KNOWLEDGE HUB
BOOK APPOINTMENT
TECH EXPLORER




Vivek Singh
Seasoned IP attorney, 13+ yrs
IP Strategy, Prosecution And Litigation

BOOK AN APPOINTMENT



Tanmay Mittal
Mechanical Engg, 10 yrs
Innovation Strategy and Guidance

BOOK AN APPOINTMENT




Dhananjay Das
Telecom expert, 7+ yrs
Licensing, SEP, monetization


BOOK AN APPOINTMENT

D. Knowledge Hub


DASHBOARD
SUBMIT QUERIES
MY QUERIES
KNOWLEDGE HUB
BOOK APPOINTMENT
TECH EXPLORER



Videos
39 Articles / 12 Posts



Articles
10 Topics / 7 Articles



Samples
11 posts / 1 categories

POPULAR VIDEOS

- [Basics of Intellectual Property](#)
- [Introduction to IDF \(Invention Disclosure Form\) – In Hindi](#)
- [Basics of Innovation Management](#)
- [IP and Case studies from Indian SMEs](#)

MOST READ ARTICLES

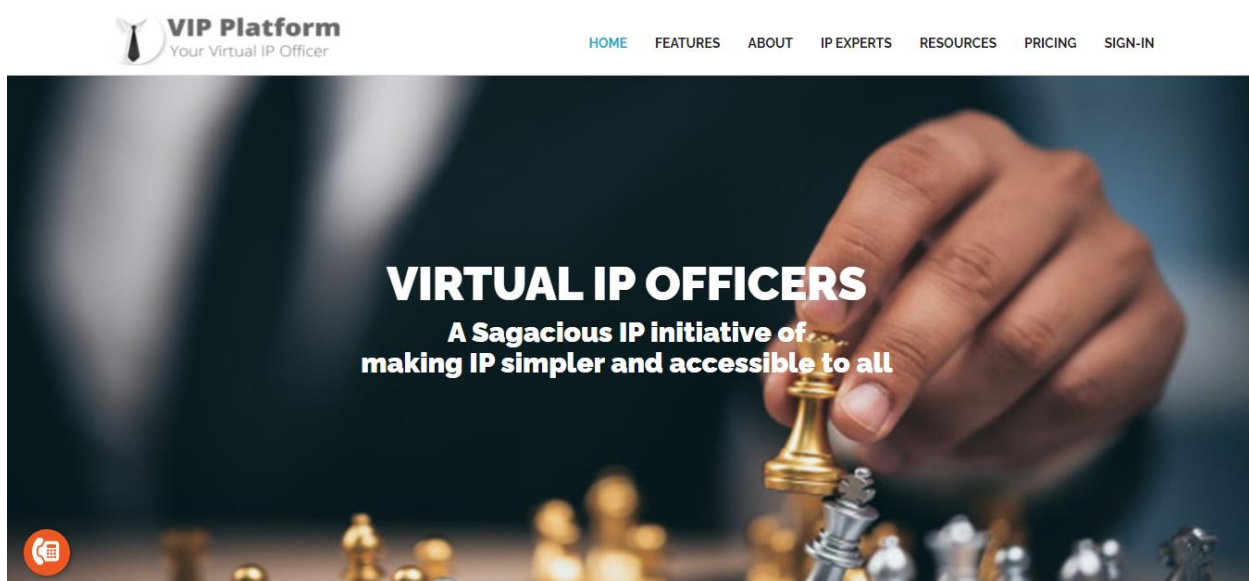
- [A reference guide New India's IP Regime and Scenario, 2019-20](#)
- [Government Initiatives for promoting IPR in India, 2019](#)

POPULAR SAMPLES

- [Novelty Search](#)
- [Freedom to Operate/Sell your product](#)
- [Technology Landscape in AGV \(Automated Guided vehicle\)](#)
- [Technology Landscape in Electric Vehicle charging](#)

How to sign-up on the platform as a GINI Member?

Step 1: Click on the link <https://vip.sagaciousiptech.com/> to open VIP Home page.

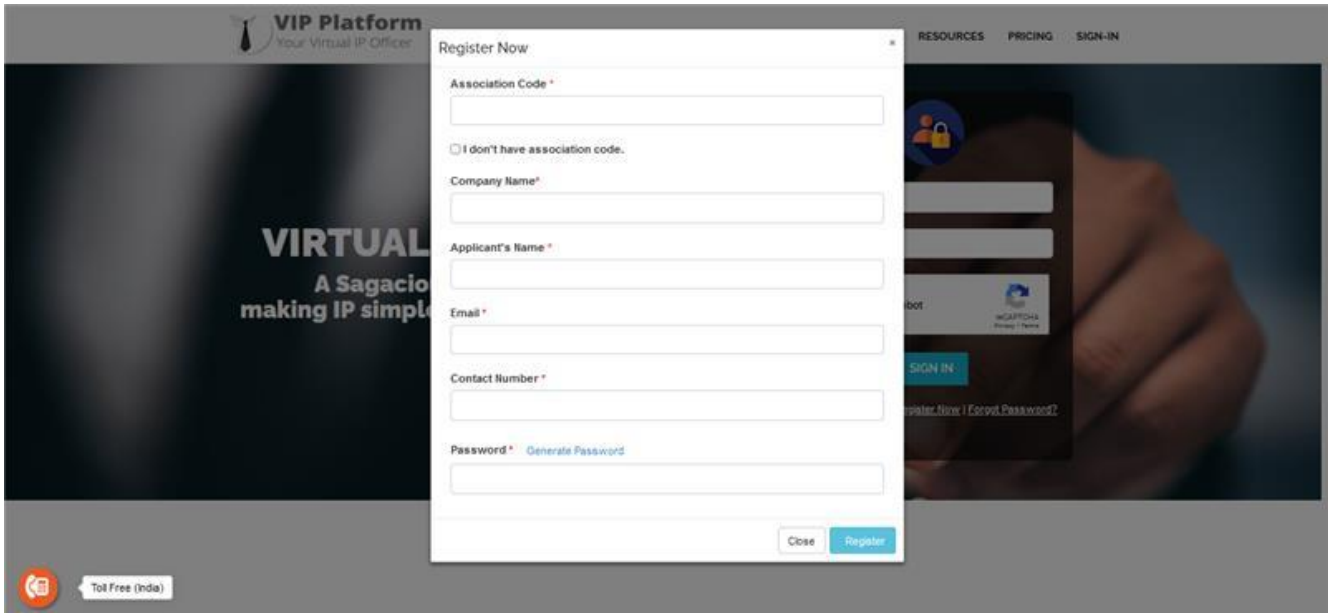


Step 2: Click on the Sign In (top right corner in the menu bar) and a sign-in form will appear on the screen. Provide click "Register New" to sign-up as a new member.



Step 3: You will need Association Code to login under any association. Enter all the required details (Company Name, Name, Email, Contact Number) and click on Generate Password.

Association Code for GINI members - **CXNUSR**



The image shows a screenshot of the VIP Platform website with a 'Register Now' modal form open. The form contains the following fields and options:

- Association Code ***: A text input field.
- I don't have association code.**
- Company Name***: A text input field.
- Applicant's Name ***: A text input field.
- Email ***: A text input field.
- Contact Number ***: A text input field.
- Password ***: A text input field with a [Generate Password](#) link next to it.

At the bottom of the form are **Close** and **Register** buttons. The background of the website shows the 'VIP Platform' logo and navigation links for 'RESOURCES', 'PRICING', and 'SIGN-IN'. A 'Toll Free (India)' icon is visible in the bottom left corner.